



# WIBON en schade door graven

## Aantal meldingen

### Graafmelding



|      |         |
|------|---------|
| 2015 | 494.431 |
| 2016 | 526.890 |
| 2017 | 551.133 |
| 2018 | 624.035 |
| 2019 | 675.462 |

### Calamiteit



|      |        |
|------|--------|
| 2015 | 36.559 |
| 2016 | 35.528 |
| 2017 | 37.693 |
| 2018 | 41.018 |
| 2019 | 40.671 |

### Orientatieverzoek



|      |         |
|------|---------|
| 2015 | 85.215  |
| 2016 | 77.693  |
| 2017 | 100.797 |
| 2018 | 96.297  |
| 2019 | 108.994 |


## Totale directe herstelkosten



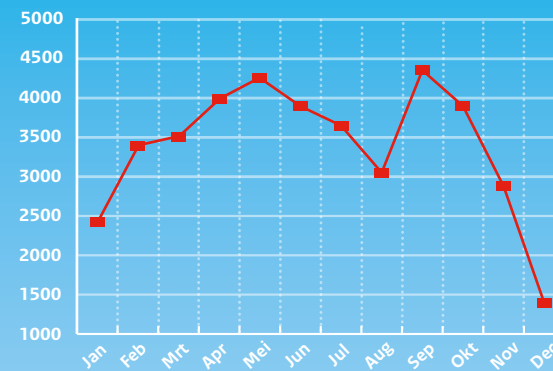
## Schadepcentage

40.561  
Graafschades in NL

5,66%  
Schadepcentage in NL



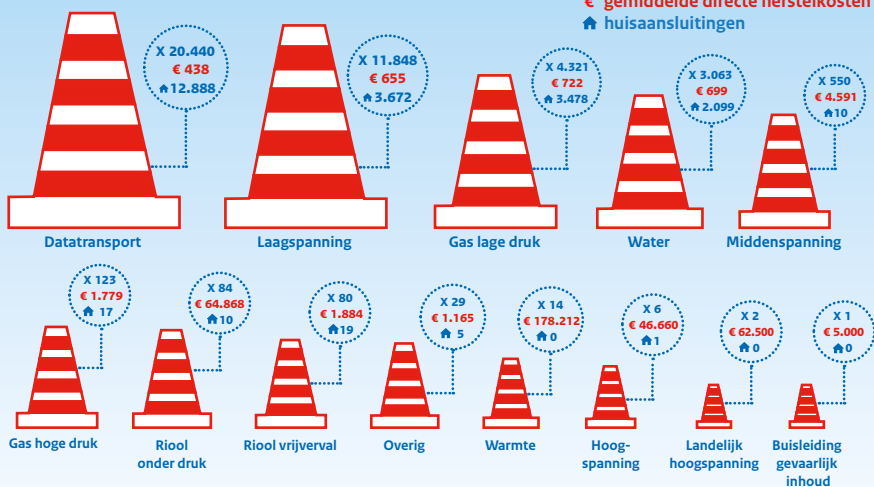
## Ontwikkeling graafschades 2019



Jaar totaal per dag:

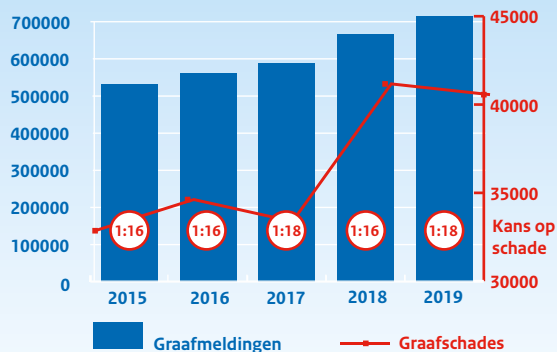


## Schades per netwerk 2019



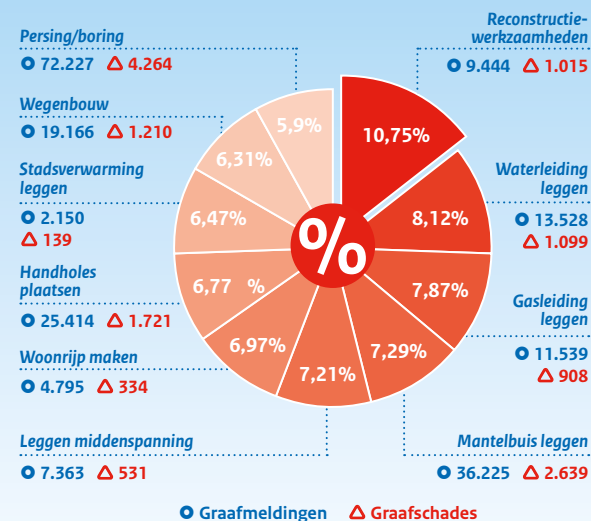
klik voor gedetailleerde informatie per gemeente op de rode buttons.

## Graafbewegingen en graafschades



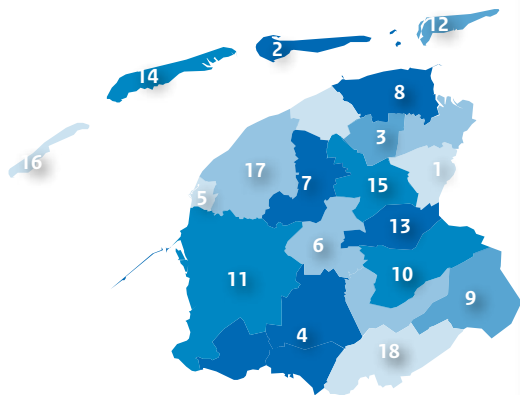
## Aard werkzaamheden graafschades 2019

TOP 10 - gebaseerd op graafschadepcentage





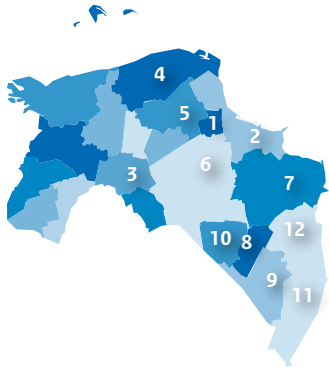
## Provincie Friesland









| Gemeenten            |  |  |  |  |  |  |
|----------------------|--|---|---|---|---|---|
|                      | Graaf-<br>bewegingen   | Graaf-<br>schades   | Schade-<br>percentage   | Graaf-<br>bewegingen  | Graaf-<br>schades   | Schade-<br>percentage   |
| 1 Achtkarspelen      | 1564   | 172   | 11,00   |   |   |   |
| 2 Ameland            | 295  | 6   | 2,03  |   |   |   |
| 3 Dantumadiel        | 922  | 59  | 6,40  |   |   |   |
| 4 De Fryske Marren   | 2789   | 129   | 4,63  |   |   |   |
| 5 Harlingen          | 772  | 50  | 6,48  |   |   |   |
| 6 Heerenveen         | 2764   | 131   | 4,74  |   |   |   |
| 7 Leeuwarden         | 5447   | 322   | 5,91  |   |   |   |
| 8 Noardeast-Fryslân  | 2563   | 166   | 6,48  |   |   |   |
| 9 Ooststellingwerf   | 1856   | 103   | 5,55  |   |   |   |
| 10 Opsterland        | 2089   | 168   | 8,04  |   |   |   |
| 11 Súdwest-Fryslân   | 607  | 160   | 26,36   |   |   |   |
| 12 Schiermonnikoog   | 89   | 3   | 3,37  |   |   |   |
| 13 Smallingerland    | 2293   | 128   | 5,58  |   |   |   |
| 14 Terschelling      | 298  | 8   | 2,68  |   |   |   |
| 15 Tytsjerksteradiel | 1790   | 163   | 9,11  |   |   |   |
| 16 Vlieland          | 128  | 7   | 5,47  |   |   |   |
| 17 Waadhoeke         | 2174   | 119   | 5,47  |   |   |   |
| 18 Weststellingwerf  | 1465   | 108   | 7,37  |   |   |   |
| <b>Provincie</b>     |  |   |   |   |   |   |
| <b>Totaal</b>        | <b>29.905</b>  | <b>2.002</b>  | <b>6,69</b>   |   |   |   |



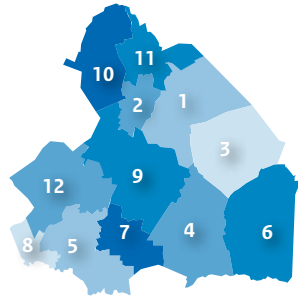
## Provincie Groningen









| Gemeenten          |    |                   |                       |    |                   |                       |
|--------------------|--|-------------------|-----------------------|---|-------------------|-----------------------|
|                    | Graaf-<br>bewegingen   | Graaf-<br>schades | Schade-<br>percentage | Graaf-<br>bewegingen  | Graaf-<br>schades | Schade-<br>percentage |
| 1 Appingedam       | 768  | 38                | 4,95                  |   |                   |                       |
| 2 Delfzijl         | 2453   | 97                | 3,95                  |   |                   |                       |
| 3 Groningen        | 9246   | 542               | 5,86                  |   |                   |                       |
| 4 Het Hogeland     | 5282   | 246               | 4,66                  |   |                   |                       |
| 5 Loppersum        | 1410   | 64                | 4,54                  |   |                   |                       |
| 6 Midden-Groningen | 4178   | 310               | 7,42                  |   |                   |                       |
| 7 Oldambt          | 2248   | 79                | 3,51                  |   |                   |                       |
| 8 Pekela           | 488  | 21                | 4,30                  |   |                   |                       |
| 9 Stadskanaal      | 1836   | 121               | 6,59                  |   |                   |                       |
| 10 Veendam         | 1266   | 51                | 4,03                  |   |                   |                       |
| 11 Westerkwartier  | 3920   | 219               | 5,59                  |   |                   |                       |
| 12 Westerwolde     | 2257   | 161               | 7,13                  |   |                   |                       |
| <b>Provincie</b>   |  |                   |                       |   |                   |                       |
| <b>Totaal</b>      | <b>35.352</b>  | <b>1.949</b>      | <b>5,51</b>           |   |                   |                       |



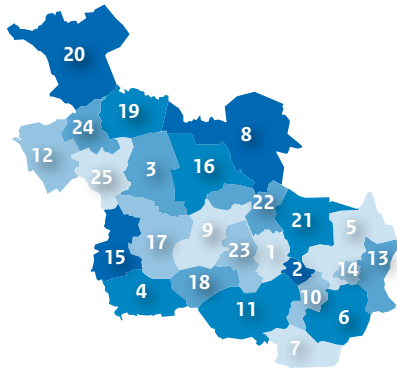
## Provincie Drenthe









| Gemeenten        |  |  |  |  |  |  |      |
|------------------|--|---|---|---|---|---|------|
|                  | Graaf-<br>bewegingen   | Graaf-<br>schades   | Schade-<br>percentage   | Graaf-<br>bewegingen  | Graaf-<br>schades   | Schade-<br>percentage   |      |
| 1 Aa en Hunze    | 2530   | 142   | 5,61  |   |   |   |      |
| 2 Assen          | 2583   | 96  | 3,72  |   |   |   |      |
| 3 Borger-Odoorn  | 2169   | 115   | 5,30  |   |   |   |      |
| 4 Coevorden      | 2462   | 165   | 6,70  |   |   |   |      |
| 5 De Wolden      | 1616   | 71  | 4,39  |   |   |   |      |
| 6 Emmen          | 4528   | 310   | 6,85  |   |   |   |      |
| 7 Hoogeveen      | 2060   | 104   | 5,05  |   |   |   |      |
| 8 Meppel         | 996  | 49  | 4,92  |   |   |   |      |
| 9 Midden-Drenthe | 2058   | 104   | 5,05  |   |   |   |      |
| 10 Noorderveld   | 1744   | 79  | 4,53  |   |   |   |      |
| 11 Tynaarlo      | 2160   | 119   | 5,51  |   |   |   |      |
| 12 Westerveld    | 1783   | 164   | 9,20  |   |   |   |      |
| <b>Provincie</b> |  |   |   | <b>Totaal</b>   | 26.689  | 1.518   | 5,69 |



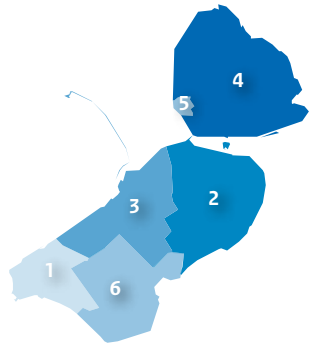
## Provincie Overijssel



| Gemeenten          |  |  |  |  |  |  |
|--------------------|--|---|---|---|---|---|
|                    | Graaf-<br>bewegingen   | Graaf-<br>schades   | Schade-<br>percentage   | Graaf-<br>bewegingen  | Graaf-<br>schades   | Schade-<br>percentage   |
| 1 Almelo           | 2986   | 164   | 5,49  |   |   |   |
| 2 Borne            | 792  | 86  | 10,86   |   |   |   |
| 3 Dalfsen          | 1581   | 60  | 3,80  |   |   |   |
| 4 Deventer         | 3754   | 211   | 5,62  |   |   |   |
| 5 Dinkelland       | 1466   | 105   | 7,16  |   |   |   |
| 6 Enschede         | 4718   | 327   | 6,93  |   |   |   |
| 7 Haaksbergen      | 1268   | 64  | 5,05  |   |   |   |
| 8 Hardenberg       | 2829   | 158   | 5,59  |   |   |   |
| 9 Hellendoorn      | 1621   | 48  | 2,96  |   |   |   |
| 10 Hengelo         | 2912   | 100   | 3,43  |   |   |   |
| 11 Hof van Twente  | 2216   | 174   | 7,85  |   |   |   |
| 12 Kampen          | 2844   | 138   | 4,85  |   |   |   |
| 13 Losser          | 1069   | 86  | 8,04  |   |   |   |
| 14 Oldenzaal       | 1276   | 130   | 10,19   |   |   |   |
| 15 Olst-Wijhe      | 974  | 33  | 3,39  |   |   |   |
| 16 Ommen           | 1017   | 32  | 3,15  |   |   |   |
| 17 Raalte          | 1819   | 119   | 6,54  |   |   |   |
| 18 Rijssen-Holten  | 1676   | 81  | 4,83  |   |   |   |
| 19 Staphorst       | 1060   | 94  | 8,87  |   |   |   |
| 20 Steenwijkerland | 3189   | 176   | 5,52  |   |   |   |
| 21 Tubbergen       | 963  | 67  | 6,96  |   |   |   |
| 22 Twenterand      | 1336   | 107   | 8,01  |   |   |   |
| 23 Wierden         | 1113   | 58  | 5,21  |   |   |   |
| 24 Zwartewaterland | 1221   | 59  | 4,83  |   |   |   |
| 25 Zwolle          | 4853   | 218   | 4,49  |   |   |   |
| <b>Provincie</b>   |  |   |   |   |   |   |
| <b>Totaal</b>      | <b>50.553</b>  | <b>2.895</b>  | <b>5,73</b>   |   |   |   |



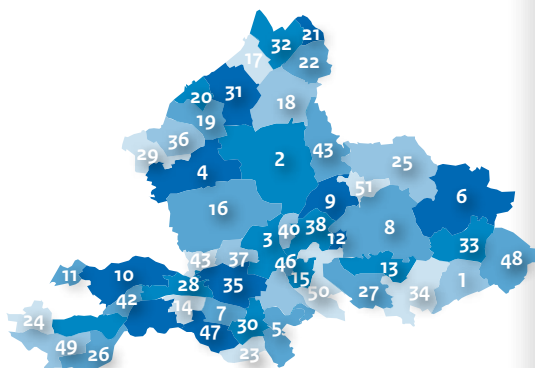
## Provincie Flevoland



| Gemeenten         |  Graaf-<br>bewegingen |  Graaf-<br>schades |  Schade-<br>percentage |  Graaf-<br>bewegingen |  Graaf-<br>schades |  Schade-<br>percentage |      |
|-------------------|---|---|---|--|---|---|------|
|                   |   |   |   |  |   |   |      |
| 1 Almere          | 5469  | 298   | 5,45  |  |   |   |      |
| 2 Dronten         | 2411  | 64  | 2,65  |  |   |   |      |
| 3 Lelystad        | 2905  | 103   | 3,55  |  |   |   |      |
| 4 Noordoostpolder | 2943  | 105   | 3,57  |  |   |   |      |
| 5 Urk             | 585   | 75  | 12,82   |  |   |   |      |
| 6 Zeewolde        | 1707  | 35  | 2,05  |  |   |   |      |
| <b>Provincie</b>  |   |   |   | <b>Totaal</b>  | 16.020  | 680   | 4,24 |



## Provincie Gelderland



### Gemeenten

Graaf-  
bewegingen

Graaf-  
schades

Schade-  
percentage

|    |                   |      |     |      |
|----|-------------------|------|-----|------|
| 1  | Aalten            | 1498 | 98  | 6,54 |
| 2  | Apeldoorn         | 6940 | 387 | 5,58 |
| 3  | Arnhem            | 5625 | 295 | 5,24 |
| 4  | Barneveld         | 3773 | 171 | 4,53 |
| 5  | Berg En Dal       | 1837 | 147 | 8,00 |
| 6  | Berkelland        | 2217 | 142 | 6,41 |
| 7  | Beuningen         | 1135 | 52  | 4,58 |
| 8  | Bronckhorst       | 3587 | 353 | 9,84 |
| 9  | Brummen           | 810  | 67  | 8,27 |
| 10 | Buren             | 2493 | 211 | 8,46 |
| 11 | Culemborg         | 1079 | 80  | 7,41 |
| 12 | Doesburg          | 455  | 34  | 7,47 |
| 13 | Doetinchem        | 3107 | 229 | 7,37 |
| 14 | Druuten           | 665  | 45  | 6,77 |
| 15 | Duiven            | 959  | 35  | 3,65 |
| 16 | Ede               | 4842 | 301 | 6,22 |
| 17 | Elburg            | 937  | 89  | 9,50 |
| 18 | Epe               | 2564 | 167 | 6,51 |
| 19 | Ermelo            | 1609 | 68  | 4,23 |
| 20 | Harderwijk        | 1618 | 73  | 4,51 |
| 21 | Hattem            | 653  | 33  | 5,05 |
| 22 | Heerde            | 1156 | 93  | 8,04 |
| 23 | Heumen            | 941  | 35  | 3,72 |
| 24 | Lingewaard        | 2292 | 182 | 7,94 |
| 25 | Lochem            | 1933 | 87  | 4,50 |
| 26 | Maasdriel         | 1485 | 91  | 6,13 |
| 27 | Montferland       | 2135 | 185 | 8,67 |
| 28 | Neder-Betuwe      | 1336 | 59  | 4,42 |
| 29 | Nijkerk           | 2029 | 118 | 5,82 |
| 30 | Nijmegen          | 5535 | 279 | 5,04 |
| 31 | Nunspeet          | 1789 | 85  | 4,75 |
| 32 | Oldebroek         | 1227 | 84  | 6,85 |
| 33 | Oost Gelre        | 1417 | 67  | 4,73 |
| 34 | Oude IJsselstreek | 2937 | 250 | 8,51 |
| 35 | Overbetuwe        | 2886 | 183 | 6,34 |



Graaf-  
bewegingen

Graaf-  
schades

Schade-  
percentage

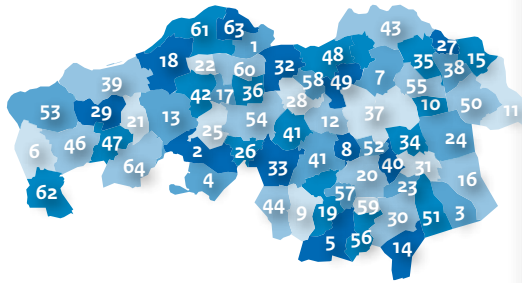
|    |                   |      |     |      |
|----|-------------------|------|-----|------|
| 36 | Putten            | 1214 | 50  | 4,12 |
| 37 | Renkum            | 1214 | 49  | 4,04 |
| 38 | Rheden            | 1345 | 59  | 4,39 |
| 39 | Rozendaal         | 88   | 5   | 5,68 |
| 40 | Scherpenzeel      | 398  | 13  | 3,27 |
| 41 | Tiel              | 1645 | 77  | 4,68 |
| 42 | Voorst            | 1574 | 113 | 7,18 |
| 43 | Wageningen        | 1187 | 52  | 4,38 |
| 44 | West Betuwe       | 3306 | 214 | 6,47 |
| 45 | West Maas en Waal | 1331 | 67  | 5,03 |
| 46 | Westervoort       | 387  | 15  | 3,88 |
| 47 | Wijchen           | 1409 | 82  | 5,82 |
| 48 | Winterswijk       | 1401 | 61  | 4,35 |
| 49 | Zaltbommel        | 2030 | 90  | 4,43 |
| 50 | Zevenaar          | 1987 | 173 | 8,71 |
| 51 | Zutphen           | 1450 | 43  | 2,97 |







### Provincie

|        |        |       |      |
|--------|--------|-------|------|
| Totaal | 99.467 | 6.038 | 6,07 |
|--------|--------|-------|------|



## Provincie Noord-Brabant

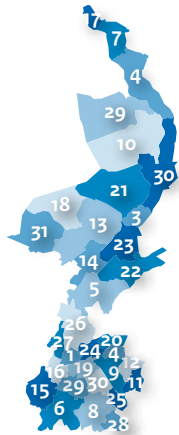






| Gemeenten          |    |                   |                       |    |                   |                       |             |
|--------------------|--|-------------------|-----------------------|---|-------------------|-----------------------|-------------|
|                    | Graaf-<br>bewegingen   | Graaf-<br>schades | Schade-<br>percentage | Graaf-<br>bewegingen  | Graaf-<br>schades | Schade-<br>percentage |             |
| 1 Alphen-Chaam     | 633  | 53                | 8,37                  | 36 Landerd  | 788               | 52                    | 6,60        |
| 2 Altena           | 3205   | 200               | 6,24                  | 37 Loon Op Zand   | 1220              | 59                    | 4,84        |
| 3 Asten            | 852  | 44                | 5,16                  | 38 Meierijstad  | 4481              | 446                   | 9,95        |
| 4 Baarle-Nassau    | 349  | 23                | 6,59                  | 39 Mill en Sint Hubert  | 613               | 40                    | 6,53        |
| 5 Bergeijk         | 1252   | 105               | 8,39                  | 40 Moerdijk   | 2918              | 158                   | 5,41        |
| 6 Bergen op Zoom   | 2859   | 199               | 6,96                  | 41 Nuenen, Gerwen en Nederwetten  | 783               | 71                    | 9,07        |
| 7 Bernheze         | 1738   | 160               | 9,21                  | 42 Oirschot   | 1136              | 82                    | 7,22        |
| 8 Best             | 1159   | 89                | 7,68                  | 43 Oisterwijk   | 1252              | 73                    | 5,83        |
| 9 Bladel           | 1212   | 116               | 9,57                  | 44 Oosterhout   | 2143              | 52                    | 2,43        |
| 10 Boekel          | 609  | 40                | 6,57                  | 45 Oss  | 3454              | 220                   | 6,37        |
| 11 Boxmeer         | 2423   | 413               | 17,04                 | 46 Reusel-de Mierden  | 775               | 63                    | 8,13        |
| 12 Boxtel          | 1203   | 50                | 4,16                  | 47 Roosendaal   | 3349              | 180                   | 5,37        |
| 13 Breda           | 6750   | 323               | 4,79                  | 48 Rucphen  | 1300              | 115                   | 8,85        |
| 14 Cranendonck     | 1092   | 90                | 8,24                  | 49 Sint Anthonis  | 703               | 60                    | 8,53        |
| 15 Cuijk           | 1865   | 181               | 9,71                  | 50 Sint-Michielsgestel  | 1371              | 102                   | 7,44        |
| 16 Den Bosch       | 4644   | 327               | 7,04                  | 51 Someren  | 1250              | 111                   | 8,88        |
| 17 Deurne          | 1649   | 132               | 8,00                  | 52 Son en Breugel   | 849               | 65                    | 7,66        |
| 18 Dongen          | 899  | 47                | 5,23                  | 53 Steenbergen  | 1749              | 124                   | 7,09        |
| 19 Drimmelen       | 1313   | 96                | 7,31                  | 54 Tilburg  | 6982              | 429                   | 6,14        |
| 20 Eersel          | 1004   | 82                | 8,17                  | 55 Uden   | 2079              | 105                   | 5,05        |
| 21 Eindhoven       | 7097   | 417               | 5,88                  | 56 Valkenswaard   | 1210              | 94                    | 7,77        |
| 22 Etten-Leur      | 1554   | 68                | 4,38                  | 57 Veldhoven  | 1751              | 157                   | 8,97        |
| 23 Geertruidenberg | 1035   | 35                | 3,38                  | 58 Vught  | 1007              | 82                    | 8,14        |
| 24 Geldrop-Mierlo  | 1488   | 120               | 8,06                  | 59 Waalre   | 584               | 41                    | 7,02        |
| 25 Gemert-Bakel    | 1554   | 149               | 9,59                  | 60 Waalwijk   | 1914              | 95                    | 4,96        |
| 26 Gilze En Rijen  | 875  | 60                | 6,86                  | 61 Woensdrecht  | 1020              | 47                    | 4,61        |
| 27 Goirle          | 641  | 33                | 5,15                  | 62 Zundert  | 1321              | 59                    | 4,47        |
| 28 Grave           | 490  | 43                | 8,78                  |   |                   |                       |             |
| 29 Haaren          | 960  | 104               | 10,83                 |   |                   |                       |             |
| 30 Halderberge     | 1826   | 108               | 5,91                  |   |                   |                       |             |
| 31 Heeze-Leende    | 1101   | 170               | 15,44                 |   |                   |                       |             |
| 32 Helmond         | 3094   | 195               | 6,30                  |   |                   |                       |             |
| 33 Heusden         | 1718   | 60                | 3,49                  |   |                   |                       |             |
| 34 Hilvarenbeek    | 917  | 79                | 8,62                  |   |                   |                       |             |
| 35 Laarbeek        | 1423   | 85                | 5,97                  |   |                   |                       |             |
|                    |  |                   |                       | <b>Provincie</b>  |                   |                       |             |
|                    |  |                   |                       | <b>Totaal</b>   | <b>110.485</b>    | <b>7.678</b>          | <b>6,95</b> |





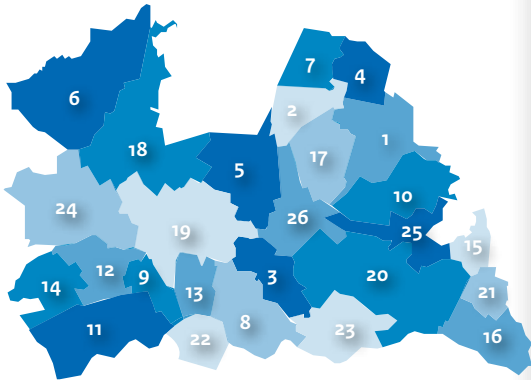
## Provincie Limburg









| Gemeenten                 |  |  |  | Provincie  |
|---------------------------|--|---|---|--|
|                           | Graaf-<br>bewegingen   | Graaf-<br>schades   | Schade-<br>percentage   |  |
| 1 Beek                    | 590  | 51  | 8,64  |  |
| 2 Beekdaelen              | 1370   | 145   | 10,58   |  |
| 3 Beesel                  | 394  | 27  | 6,85  |  |
| 4 Bergen (L)              | 120  | 54  | 45,00   |  |
| 5 Brunssum                | 899  | 99  | 11,01   |  |
| 6 Echt-Susteren           | 1515   | 140   | 9,24  |  |
| 7 Eijsden-Margraten       | 1025   | 56  | 5,46  |  |
| 8 Genneep                 | 798  | 45  | 5,64  |  |
| 9 Gulpen-Wittem           | 701  | 40  | 5,71  |  |
| 10 Heerlen                | 2648   | 199   | 7,52  |  |
| 11 Horst Aan De Maas      | 2591   | 180   | 6,95  |  |
| 12 Kerkrade               | 1292   | 167   | 12,93   |  |
| 13 Landgraaf              | 997  | 142   | 14,24   |  |
| 14 Leudal                 | 2390   | 193   | 8,08  |  |
| 15 Maasgouw               | 1290   | 122   | 9,46  |  |
| 16 Maastricht             | 3920   | 240   | 6,12  |  |
| 17 Meerssen               | 802  | 92  | 11,47   |  |
| 18 Mook En Middelaar      | 519  | 11  | 2,12  |  |
| 19 Nederweert             | 1251   | 82  | 6,55  |  |
| 20 Peel En Maas           | 2781   | 220   | 7,91  |  |
| 21 Roerdalen              | 791  | 77  | 9,73  |  |
| 22 Roermond               | 2622   | 186   | 7,09  |  |
| 23 Simpelveld             | 289  | 43  | 14,88   |  |
| 24 Sittard-Geleen         | 3443   | 198   | 5,75  |  |
| 25 Stein                  | 1108   | 95  | 8,57  |  |
| 26 Vaals                  | 348  | 52  | 14,94   |  |
| 27 Valkenburg aan de Geul | 793  | 51  | 6,43  |  |
| 28 Venlo                  | 3057   | 195   | 6,38  |  |
| 29 Venray                 | 2817   | 285   | 10,12   |  |
| 30 Voerendaal             | 495  | 46  | 9,29  |  |
| 31 Weert                  | 2676   | 180   | 6,73  |  |
| <b>Totaal</b>             | <b>46.332</b>  | <b>3.713</b>  | <b>8,01</b>   |  |



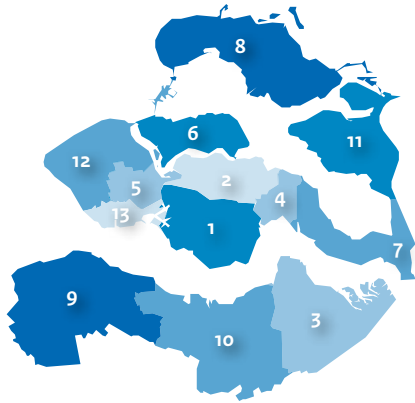
## Provincie Utrecht





| Gemeenten              |  |  |  |  |  |  |
|------------------------|--|---|---|---|---|---|
|                        | Graaf-<br>bewegingen   | Graaf-<br>schades   | Schade-<br>percentage   | Graaf-<br>bewegingen  | Graaf-<br>schades   | Schade-<br>percentage   |
| 1 Amersfoort           | 3681   | 307   | 8,34  |   |   |   |
| 2 Baarn                | 779  | 36  | 4,62  |   |   |   |
| 3 Bunnik               | 953  | 48  | 5,04  |   |   |   |
| 4 Bunschoten           | 723  | 29  | 4,01  |   |   |   |
| 5 De Bilt              | 1520   | 82  | 5,39  |   |   |   |
| 6 De Ronde Venen       | 2421   | 98  | 4,05  |   |   |   |
| 7 Eemnes               | 496  | 6   | 1,21  |   |   |   |
| 8 Houten               | 1658   | 39  | 2,35  |   |   |   |
| 9 IJsselstein          | 802  | 29  | 3,62  |   |   |   |
| 10 Leusden             | 1121   | 54  | 4,82  |   |   |   |
| 11 Lopik               | 772  | 26  | 3,37  |   |   |   |
| 12 Montfoort           | 856  | 53  | 6,19  |   |   |   |
| 13 Nieuwegein          | 2235   | 70  | 3,13  |   |   |   |
| 14 Oudewater           | 487  | 14  | 2,87  |   |   |   |
| 15 Renswoude           | 324  | 23  | 7,10  |   |   |   |
| 16 Rhenen              | 1070   | 58  | 5,42  |   |   |   |
| 17 Soest               | 1393   | 98  | 7,04  |   |   |   |
| 18 Stichtse Vecht      | 2315   | 152   | 6,57  |   |   |   |
| 19 Utrecht             | 9799   | 360   | 3,67  |   |   |   |
| 20 Utrechtse Heuvelrug | 2621   | 133   | 5,07  |   |   |   |
| 21 Veenendaal          | 2000   | 78  | 3,90  |   |   |   |
| 22 Vijfheerenlanden    | 2769   | 118   | 4,26  |   |   |   |
| 23 Wijk bij Duurstede  | 1019   | 28  | 2,75  |   |   |   |
| 24 Woerden             | 2068   | 140   | 6,77  |   |   |   |
| 25 Woudenberg          | 882  | 56  | 6,35  |   |   |   |
| 26 Zeist               | 2038   | 75  | 3,68  |   |   |   |
| <b>Provincie</b>       |  |   |   |   |   |   |
| <b>Totaal</b>          | <b>46.802</b>  | <b>2.210</b>  | <b>4,72</b>   |   |   |   |



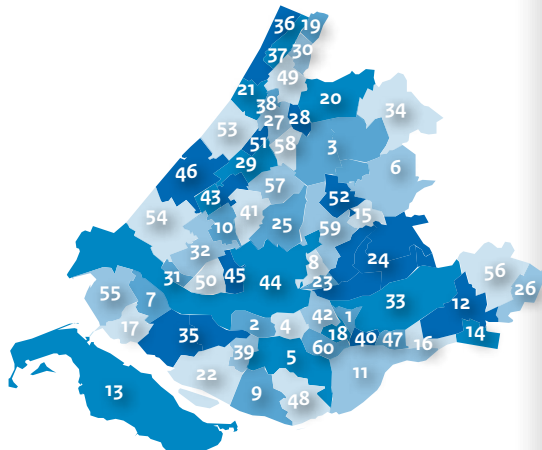
## Provincie Zeeland









| Gemeenten                |  |  |  |  |  |  |
|--------------------------|--|---|---|---|---|---|
|                          | Graaf-<br>bewegingen   | Graaf-<br>schades   | Schade-<br>percentage   | Graaf-<br>bewegingen  | Graaf-<br>schades   | Schade-<br>percentage   |
| 1 Borsele                | 1971   | 63  | 3,20  |   |   |   |
| 2 Goes                   | 1861   | 62  | 3,33  |   |   |   |
| 3 Hulst                  | 1443   | 84  | 5,82  |   |   |   |
| 4 Kapelle                | 636  | 27  | 4,25  |   |   |   |
| 5 Middelburg             | 1825   | 96  | 5,26  |   |   |   |
| 6 Noord-Beveland         | 836  | 32  | 3,83  |   |   |   |
| 7 Reimerswaal            | 2127   | 81  | 3,81  |   |   |   |
| 8 Schouwen-<br>Duiveland | 2492   | 109   | 4,37  |   |   |   |
| 9 Sluis                  | 1944   | 101   | 5,20  |   |   |   |
| 10 Terneuzen             | 3241   | 102   | 3,15  |   |   |   |
| 11 Tholen                | 1822   | 60  | 3,29  |   |   |   |
| 12 Veere                 | 1882   | 144   | 7,65  |   |   |   |
| 13 Vlissingen            | 1272   | 52  | 4,09  |   |   |   |
| <b>Provincie</b>         |  |   |   |   |   |   |
| <b>Totaal</b>            | <b>23.352</b>  | <b>1.013</b>  | <b>4,34</b>   |   |   |   |



## Provincie Zuid-Holland



| Gemeenten                 |    |                   |                       |    |                   |                       |             |
|---------------------------|--|-------------------|-----------------------|---|-------------------|-----------------------|-------------|
|                           | Graaf-<br>bewegingen   | Graaf-<br>schades | Schade-<br>percentage | Graaf-<br>bewegingen  | Graaf-<br>schades | Schade-<br>percentage |             |
| 1 Alblasterdam            | 693  | 33                | 4,76                  | 29 Midden-Delfland  | 1302              | 44                    | 3,38        |
| 2 Albrandswaard           | 1131   | 34                | 3,01                  | 30 Molenlanden  | 2484              | 147                   | 5,92        |
| 3 Alphen aan den Rijn     | 4097   | 242               | 5,91                  | 31 Nieuwkoop  | 2038              | 105                   | 5,15        |
| 4 Barendrecht             | 1290   | 98                | 7,60                  | 32 Nissewaard   | 2195              | 110                   | 5,01        |
| 5 Bodegraven-Reeuwijk     | 2077   | 87                | 4,19                  | 33 Noordwijk  | 1505              | 55                    | 3,65        |
| 6 Brielle                 | 849  | 76                | 8,95                  | 34 Oegstgeest   | 781               | 42                    | 5,38        |
| 7 Capelle aan den IJssel  | 1973   | 150               | 7,60                  | 35 Papendrecht  | 879               | 51                    | 5,80        |
| 8 Delft                   | 2922   | 89                | 3,05                  | 36 Pijnacker-Nootdorp   | 2357              | 111                   | 4,71        |
| 9 Den Haag                | 11969  | 355               | 2,97                  | 37 Ridderkerk   | 1467              | 97                    | 6,61        |
| 10 Dordrecht              | 3857   | 224               | 5,81                  | 38 Rijswijk   | 1740              | 51                    | 2,93        |
| 11 Goeree-Overflakkee     | 2973   | 144               | 4,84                  | 39 Rotterdam  | 24912             | 883                   | 3,54        |
| 12 Gorinchem              | 1204   | 56                | 4,65                  | 40 Schiedam   | 2298              | 103                   | 4,48        |
| 13 Gouda                  | 2593   | 92                | 3,55                  | 41 Sliedrecht   | 817               | 50                    | 6,12        |
| 14 Hardinxveld-Giessendam | 609  | 43                | 7,06                  | 42 Teylingen  | 1133              | 52                    | 4,59        |
| 15 Hellevoetsluis         | 957  | 54                | 5,64                  | 43 Vlaardingen  | 2463              | 81                    | 3,29        |
| 16 Hendrik-Ido-Ambacht    | 993  | 49                | 4,93                  | 44 Voorschoten  | 703               | 28                    | 3,98        |
| 17 Hillegom               | 541  | 23                | 4,25                  | 45 Waddinxveen  | 1692              | 66                    | 3,90        |
| 18 Hoeksche Waard         | 3930   | 240               | 6,11                  | 46 Wassenaar  | 867               | 24                    | 2,77        |
| 19 Kaag en Braassem       | 2035   | 142               | 6,98                  | 47 Westland   | 5288              | 274                   | 5,18        |
| 20 Katwijk                | 1608   | 107               | 6,65                  | 48 Westvoorne   | 883               | 55                    | 6,23        |
| 21 Krimpen aan den IJssel | 869  | 48                | 5,52                  | 49 Zoetermeer   | 2365              | 102                   | 4,31        |
| 22 Krimpenerwaard         | 2467   | 78                | 3,16                  | 50 Zoeterwoude  | 488               | 20                    | 4,10        |
| 23 Lansingerland          | 3167   | 149               | 4,70                  | 51 Zuidplas   | 2232              | 185                   | 8,29        |
| 24 Leiden                 | 2892   | 122               | 4,22                  | 52 Zwijndrecht  | 1342              | 92                    | 6,86        |
| 25 Leiderdorp             | 724  | 59                | 8,15                  |   |                   |                       |             |
| 26 Leidschendam-Voorburg  | 1560   | 76                | 4,87                  |   |                   |                       |             |
| 27 Lisse                  | 489  | 20                | 4,09                  |   |                   |                       |             |
| 28 Maassluis              | 1050   | 46                | 4,38                  |   |                   |                       |             |
|                           |  |                   |                       | <b>Provincie</b>  |                   |                       |             |
|                           |  |                   |                       | <b>Totaal</b>   | <b>125.750</b>    | <b>5.764</b>          | <b>4,58</b> |

